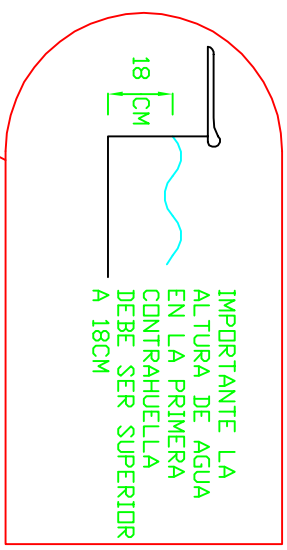
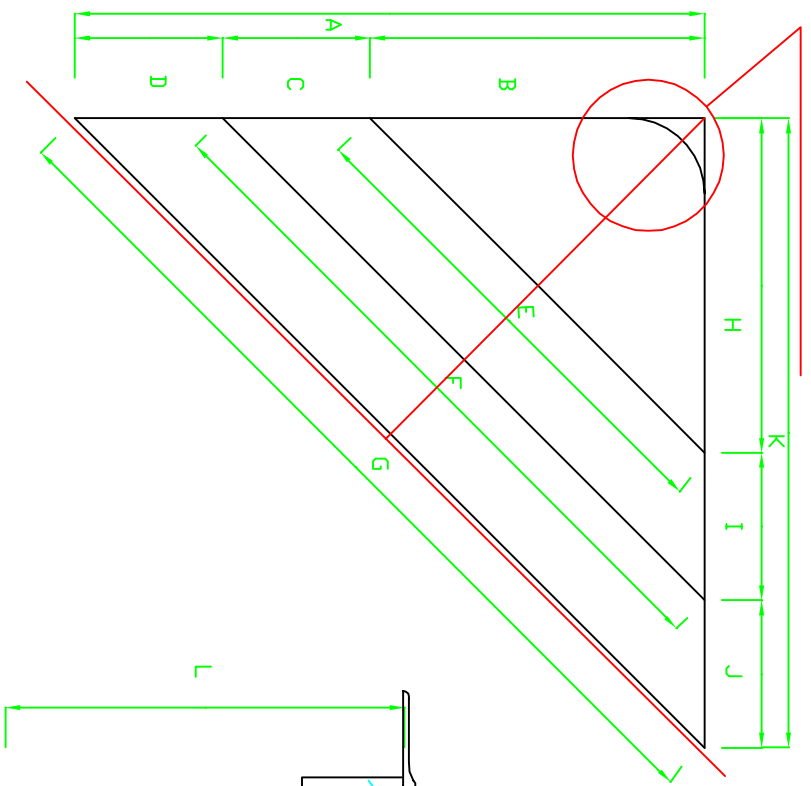
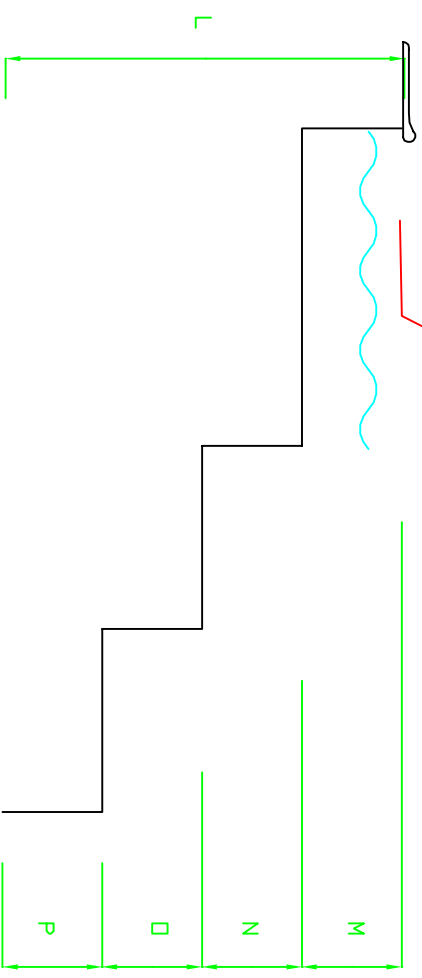


# ESCALERA ESQUINERA RECTA INTERIOR

DAR MEDIDAS DEL RADIO O DEL ANGULO SEGUN SEA EL CASO



IMPORTANTE LA ALTURA DE AGUA EN LA PRIMERA CONTRAHUELLA DEBE SER SUPERIOR A 18CM



PRESUPUESTO \_\_\_\_\_  
 CLIENTE \_\_\_\_\_  
 REFERENCIA \_\_\_\_\_  
 MEDIDAS \_\_\_\_\_  
 PERIMETRO \_\_\_\_\_  
 COLOR \_\_\_\_\_  
 CENEFAS \_\_\_\_\_



| MEDIDAS A TOMAR |
|-----------------|
| A               |
| B               |
| C               |
| D               |
| E               |
| F               |
| G               |
| H               |
| I               |
| J               |
| K               |
| L               |
| M               |
| N               |
| O               |
| P               |
| RADIO O ANGULO  |